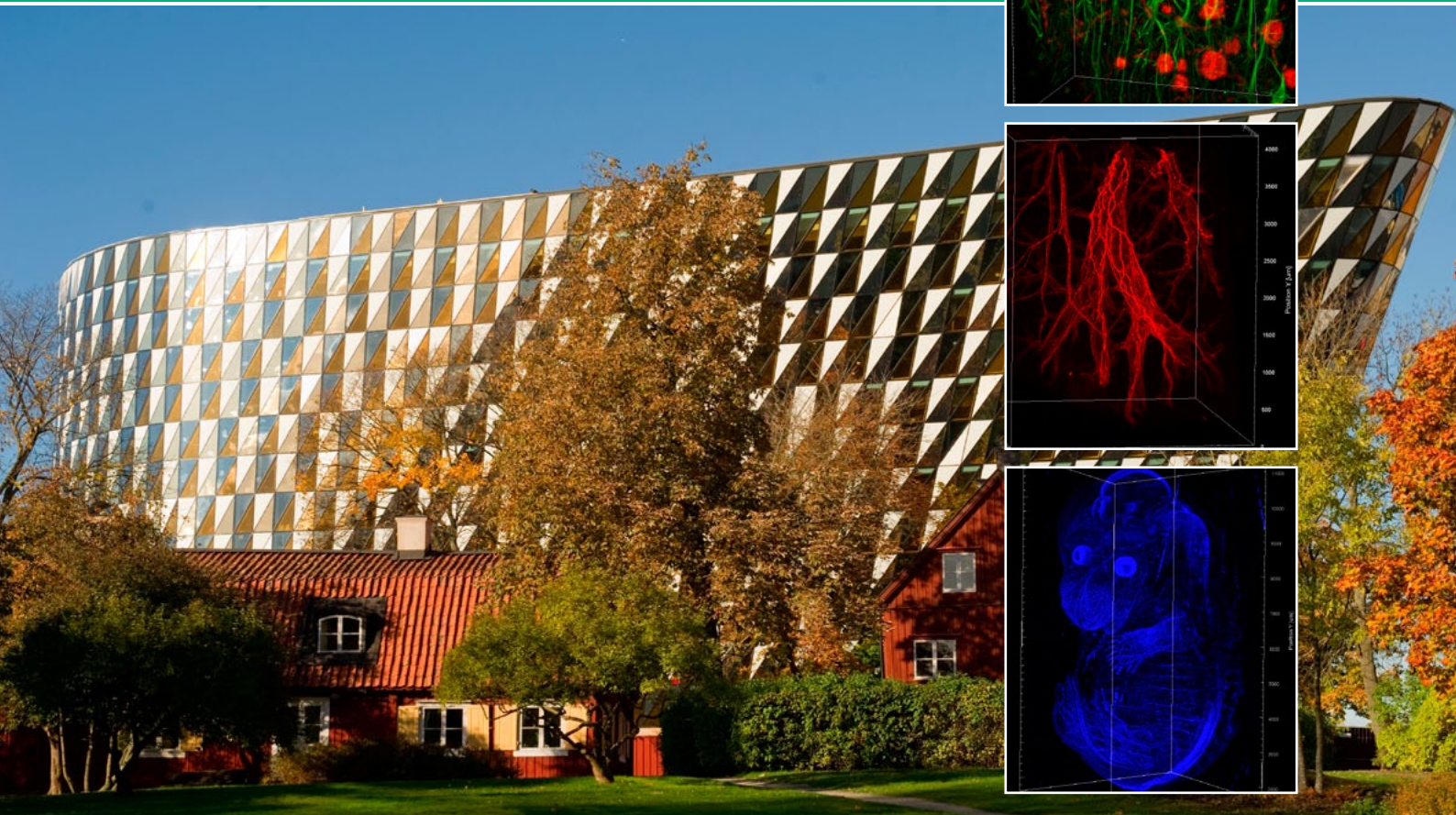
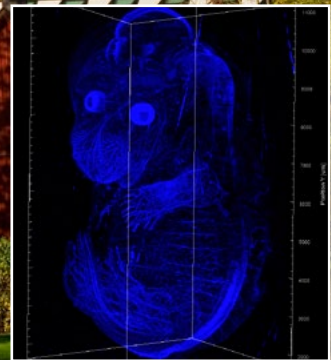
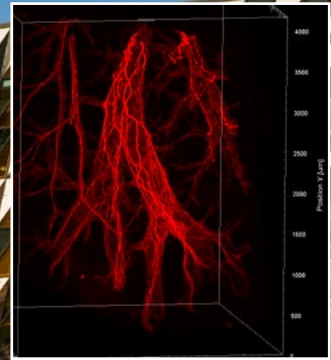
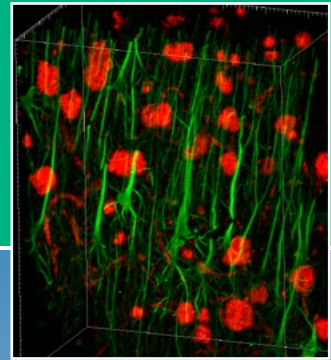


# Tissue Clearing and Light Sheet Microscopy Workshop

5<sup>th</sup> - 7<sup>th</sup> September 2017, Stockholm



Organized by the Hökfelt Lab (Karolinska Institutet, Department of Neuroscience) and LaVision BioTec

## Invited speakers:

- Alain Chédotal, INSTITUT DE LA VISION, Paris
- Anika Klingberg, University Hospital Erlangen
- Nicolas Renier, Institut du Cerveau et de la Moelle épinière, Paris

## Workshop topics:

- Volume immunostaining
- ECi, iDISCO, iDISCO+ whole organ clearing
- 3D imaging with light sheet microscopy (UltraMicroscope by LaVision BioTec)
- 3D data processing (Imaris by Bitplane)

Deadline for registration: July 15, 2017

Further information and application form available at: [csaba.adori@ki.se](mailto:csaba.adori@ki.se)